

# ThermCAM-384

Long Wavelength  
Ultra Compact Infrared  
Camera for Non Contact  
Temperature Measurement Solutions




ThermCAM-384 is a versatile thermal camera which can be used for a wide range of temperature measurement applications. ThermCAM-384 with resolution of 384 x 288 pixels, provides optimum image resolution as well as thermal data transfer to PC via 100 Mbps Ethernet connectivity. With InfraView™ Software, it can fit many industrial applications off-the-shelf. Whether in quality control, process monitoring or process automation ThermCAM-384 measures temperature of each pixels consistently and accurately .


## Product Highlights

- ThermCAM-384 works at a long wavelength range from 8- 14 μm.
- Various Lens options for area of measurement.
- Configurable storage and temperature video recording.
- Provide continuous thermal video in InfraView™ Software in PC via an Ethernet connectivity.
- High shock and vibration tolerance for maintenance-free operation.
- Multiple ThermCAM can be connected to single InfraView™ Software.

## Typical Applications



Process Automation




Electric Equipment Inspection



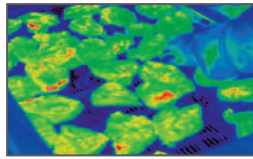
Process Control in Metallurgy




Ladle Monitoring



Critical Assets



Quality Management



Early Fire Detection



Building Thermography

## Temperature Ranges

- -20°C - 120°C
  - 100°C - 1000°C
- } Switchable via Software

## Detector

Uncooled FPA detector with 384 x 288 pixels resolution

## Measurement Accuracy

±2% of reading in °C or °K

## Software Features

- Different Types of ROI for localized temperature monitoring and measurement
- Histogram and Trend Chart of ROI.
- Configurable Audio/Visual Alarm.
- Configurable Alarm output to I/O module.

## Output Interface

- Fast thermal data acquisition in real time via 100M-bit Ethernet
- Digital and analog input/output modules

# ThermCAM-384

## Overview

The compact design of the ThermCAM-384 enables the integration of the camera into compact process applications, while the durable and robust housing guarantees reliability even in most harsh industrial environments. The ThermCAM-384 can be installed with an optional IP65 enclosure with air purge unit for additional protection in harsh industrial environments where ambient temperatures exceed  $\sim 50^{\circ}\text{C}$ .

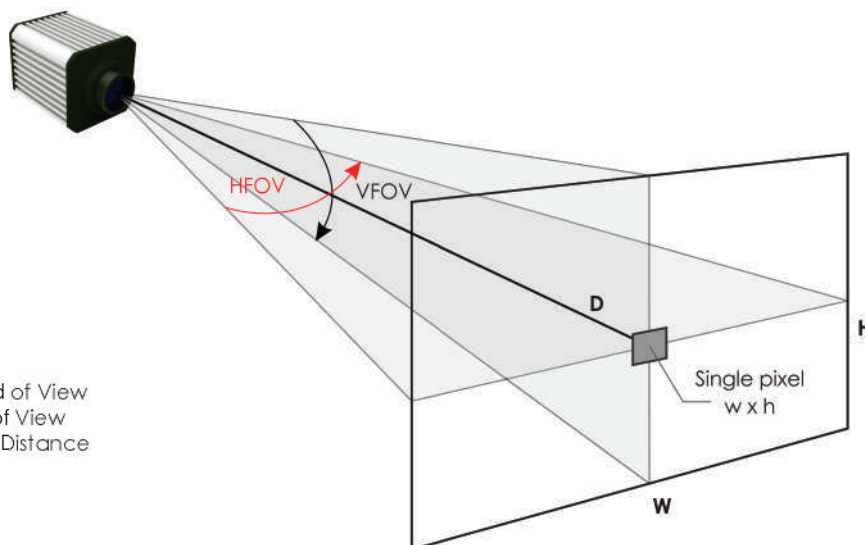
The built-in 100M-bit allows the camera to be connected to the network for high speed data transmission to InfraView™ software for further analysis.

## Optics Variants

A wide range of lenses are available for the ThermCAM-384, making it suitable for most industrial applications. The table and picture show the correlation between the measurement distance, different optics, and the size of the measurement fields.

Measurement Field (HFOV x VFOV)	Distance of object	Width (m)	Height (m)	Pixel WxH (mm)
28.2° x 21.3° (FL = 13 mm fixed)	1 M	0.50	0.37	1.31
	5 M	2.51	1.88	6.54
	10 M	5.02	3.76	13.08
24.6° x 18.5° (FL = 15 mm fixed)	1 M	0.43	0.32	1.13
	5 M	2.18	1.62	5.67
	10 M	4.36	3.25	11.33
19.5° x 14.7° (FL = 19 mm fixed)	1 M	0.34	0.25	0.90
	5 M	1.72	1.29	4.49
	10 M	3.45	2.58	8.98
7.5° x 5.6° (FL = 50 mm fixed)	1 M	0.13	0.09	0.34
	10 M	1.31	0.97	3.41
	50 M	6.55	4.89	17.03
4.9° x 3.7° (FL = 75 mm fixed)	1 M	0.08	0.06	0.22
	10 M	0.85	0.64	2.24
	50 M	4.27	3.23	11.18
3.7° x 2.8° (FL = 100 mm fixed)	1 M	0.06	0.04	0.17
	10 M	0.64	0.48	1.69
	50 M	3.23	2.44	8.45

**Note :** Other lens options are also available as per application requirements.



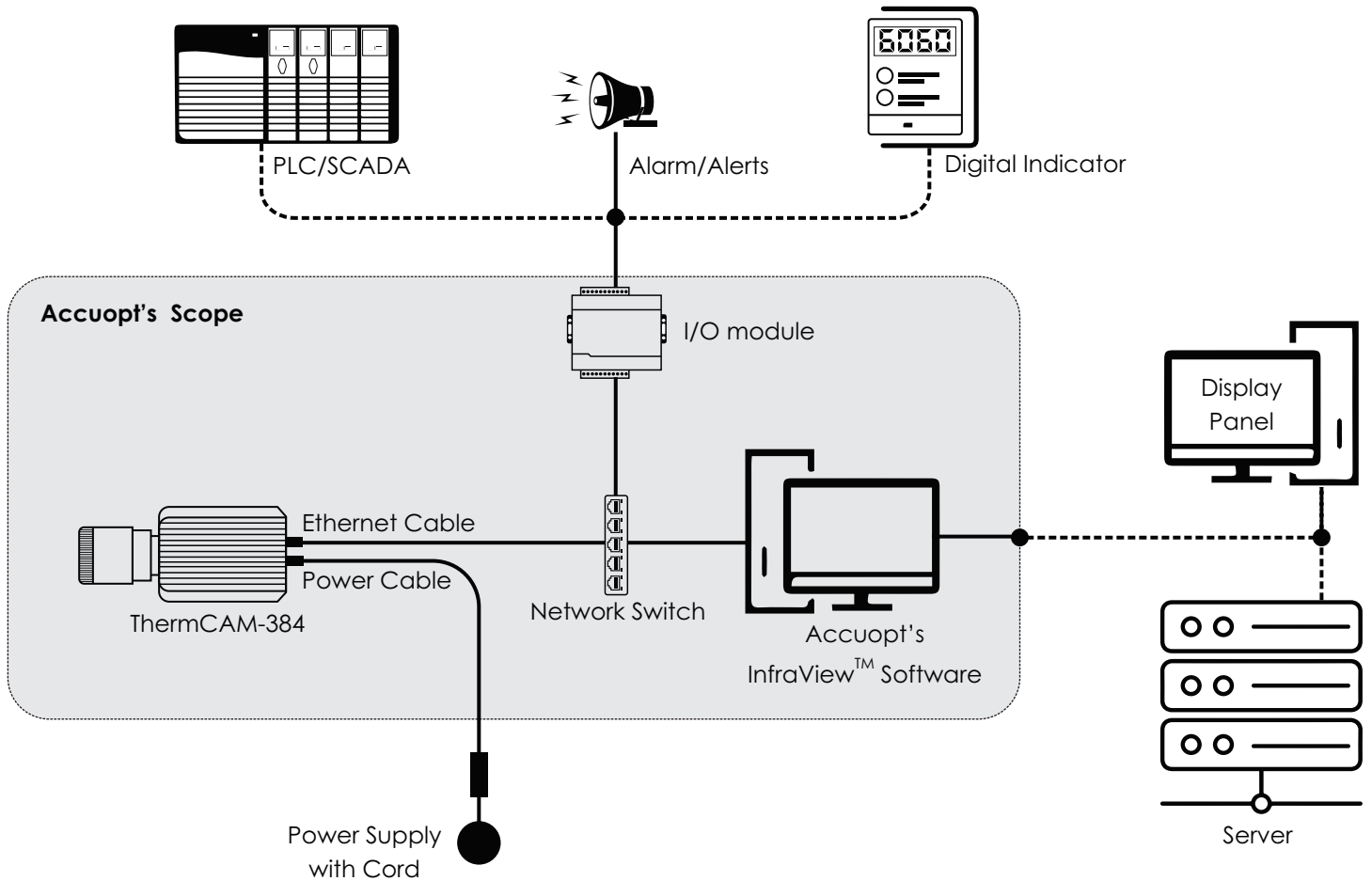
- HFOV** = Horizontal Field of View
- VFOV** = Vertical Field of View
- D** = Measurement Distance
- W** = Image Width
- H** = Image Height

## SYSTEM CONFIGURATION

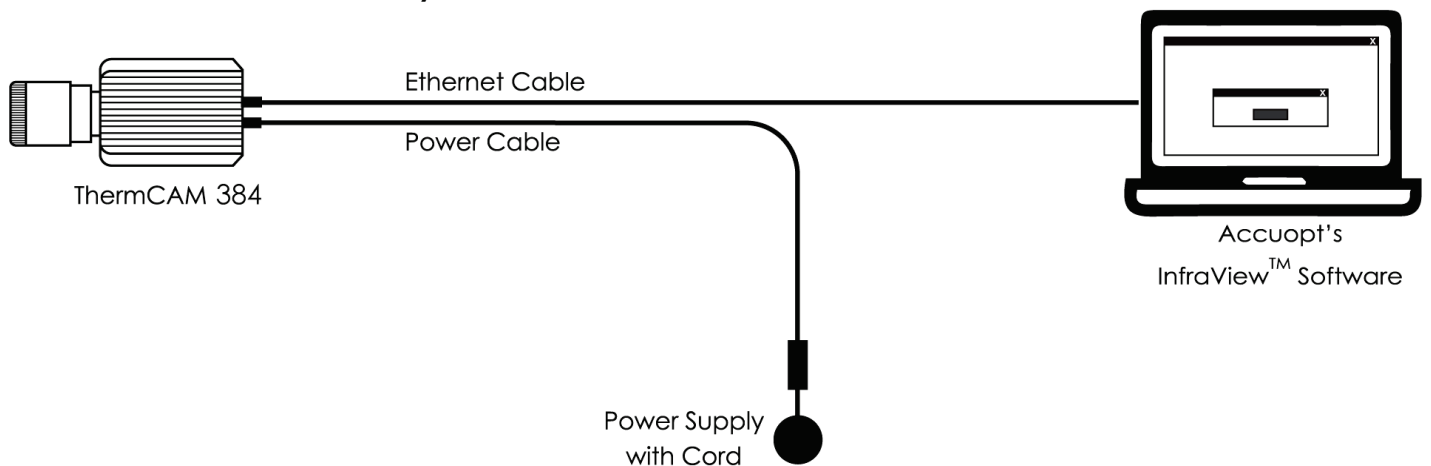
Accuopt thermal imagers offer several configuration options.

### ThermCAM-384 Over Network

The system can be set up by connecting the camera directly to a dedicated computer using Ethernet connection which can be extended for remote access/intranet. Also camera can be paired with a network device (switch) which can be further connected with I/O module to get alarm/alerts, analog/digital output for digital indicator and PLC/SCADA systems.



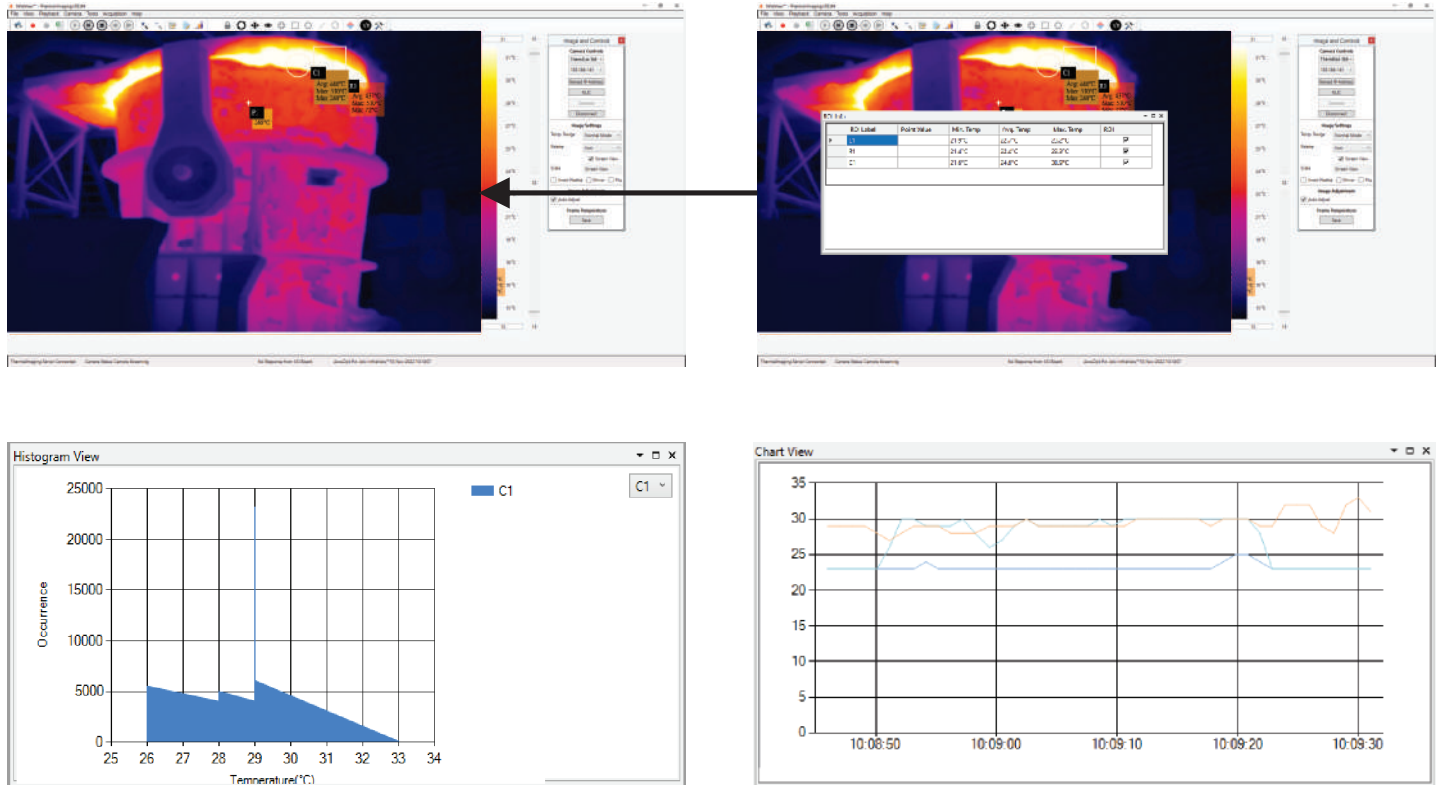
### ThermCAM-384 Standalone System



## INFRAVIEW™ SOFTWARE

ThermCAM-384 comes with thermal image processing software InfraView™ at the core of a thermal imaging system which is Windows based Software with many useful features.

AccuOpt's InfraView™ software allows you to stream thermal video on a PC, record thermal video, Draw ROI (Region Of Interest) in various shapes and sizes. It allows computed temperatures to be sent out via I/O card which in turn can be connected to PLCs.



## SALIENT FEATURE LIST FOR INFRAVIEW™ SOFTWARE

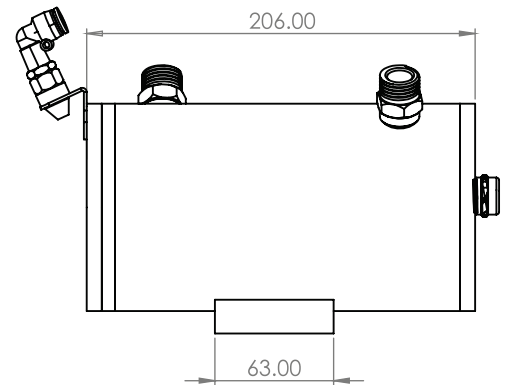
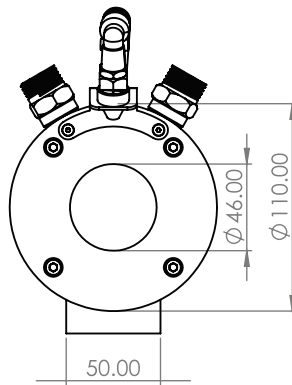
- Configurable emissivity, Transmissivity Settings
- Real-time display of thermal images
- Includes 9 different color palates
- Multiple types of ROI including point, line, and area with min./max./avg. temperature display
- Includes analysis tools like histogram and temperature trend chart for multiple ROI's.
- Alarm generation for entire or ROI based on minimum, maximum or average temperature
- Analog and digital output module
- Triggered capture based on alarm conditions
- Data export to text or Microsoft Excel (includes thermal image, ROI table summary/data, image data) or to text
- Analyze previously recorded images using RAW data
- Saving Thermal Video in MP4 format
- Optional SDK
- Additional software for Real Time Temperature dashboard, analysis and report generation.

## STANDARD ACCESSORIES

- Power Cord 3 Mtr.
- Ethernet Cable 10Mtr.
- Standard Infraview™ Software
- Lens
- SMPS

## OPTIONAL ACCESSORIES

### Water Cooling Jacket with Air Purge



### I/O Module



I/O Module

The I/O module consist of digital input/digital output(relay output) and analog 4 - 20mA, which can be mounted on Din-rail. It provides analog and relay outputs with respect to temperature. These outputs can be customized for temperature indication, alarm generation or error reporting.

- All I/O are user settable for range and ROI selection
- I/O Channel parameters can be customized via software, as per requirement
- I/O works on Ethernet and provide with Din rail Mounting for Easy Installation

### Workstation/Laptop (for Single Camera Only)



- Processor : Intel i5 8<sup>th</sup> Generation or Higher
- RAM : 8 GB
- HDD : 1 TB or Higher
- SSD : 256GB
- 2 Nos Gigabit Ethernet port
- Operating System : Windows 10Pro

### Wall Mounting



### Power Supply



### Tripod



### Network Devices



## TECHNICAL DATA

Performance Specifications	
Temperature Range	-20°C to 120°C   100°C to 1000°C Switchable via Software
Optical Resolution	384 x 288 pixels
Detector	Uncooled FPA Detector
Spectral Range	8 to 14 $\mu$ m
Pixel Pitch	17 $\mu$ m
Frequency	Upto 30Hz
Sensitivity / NETD	<60mK@f1.0, 30Hz 300 K
Accuracy	$\pm$ 2°C or $\pm$ 2% of reading in °C or °K
Emissivity	0.01 - 1.0 adjustable

Interface Specifications	
Digital	100MBit/s
Connection	Power Connector, RJ-45 Ethernet Connector
Video Format for Saving	MP4
Image Format for Saving	JPEG

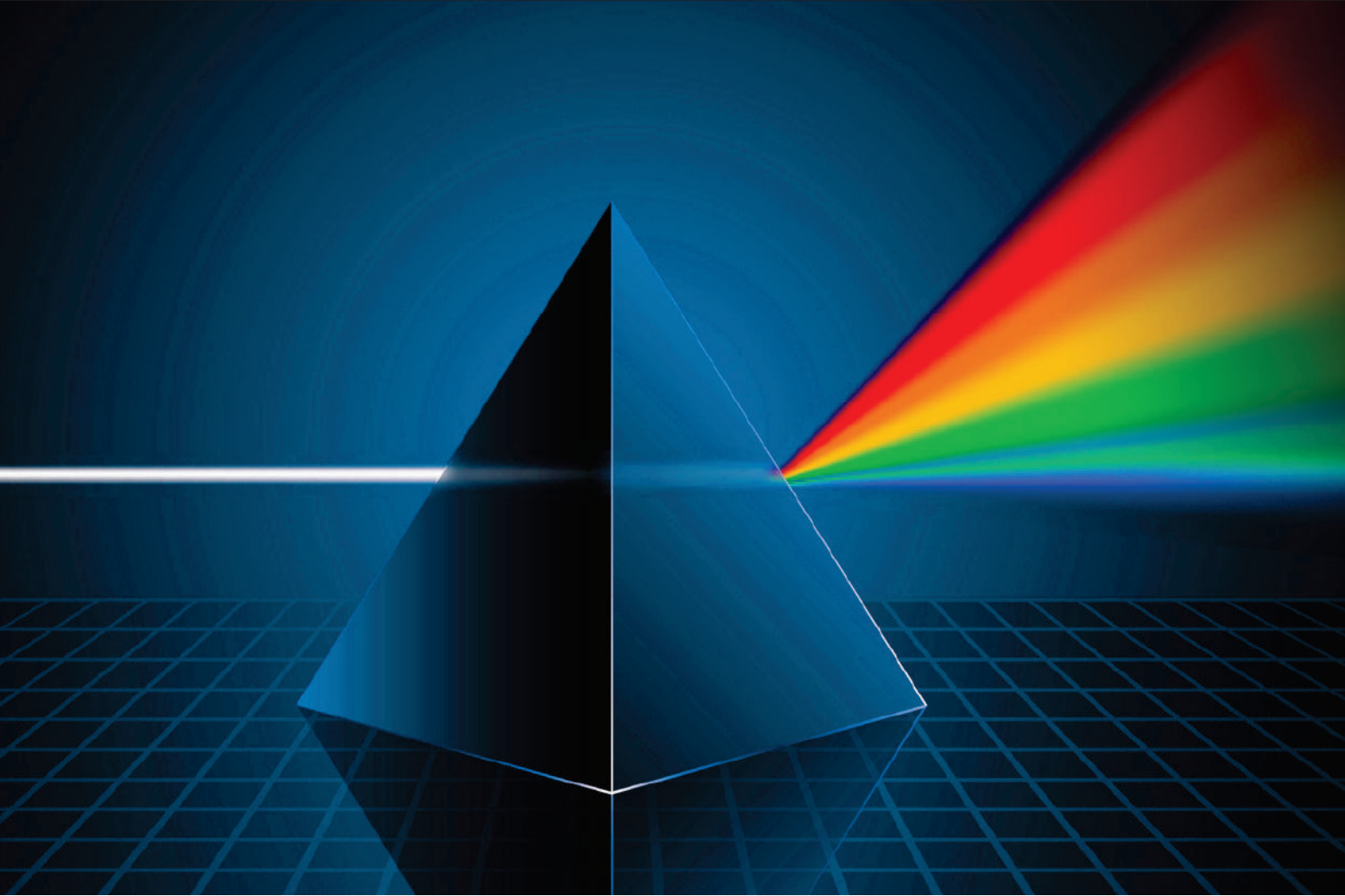
Electrical Specifications	
Power Supply	12 to 28 V DC
Power Consumption	<4 Watt

Environmental / Mechanical Specifications	
Ambient Temperature	0°C - 50°C
Storage Temperature	-40°C - 70°C
Relative Humidity	$\leq$ 95% non-condensing
Shock Resilience	25G
Vibration Resilience	2G
Weight	~550 gms (with 13 mm lens)
Protection Class	IP65
EMC	CE
Size	60 x 70 x 96 mm (with 13 mm lens)
Mounting	UNC 1/4"-20, UNC 3/8"-16 Standard Mount

I/O Module Specifications	
Analog Output	4 Channel Analog Current Output (4 - 20mA)
Digital Input	2 Isolated Inputs
Digital Output	2 Relay Outputs
Power Supply	5 V DC

Cooling Jacket Specifications	
Inlet/Outlet (Cooling)	1/2" NPT Thread
Inlet For Air Purging	PU Pipe suitable for 6mm nozzle
Water Flow Rate	6-8 L/min
Air Pressure	Min. 3 bar (Moist Free)
Mounting	5 x M5 Thread





for any information  
visit [www.tempsens.com](http://www.tempsens.com)  
[info@tempsens.com](mailto:info@tempsens.com)

B-188A, Road No.5, M.I.A., Udaipur-313003 (Rajasthan) INDIA  
Ph.:+91-9116554600

---

Specifications are subject to change without notice. Not responsible  
for errors or omissions. Tempsens Instruments (I) Pvt. Ltd.